



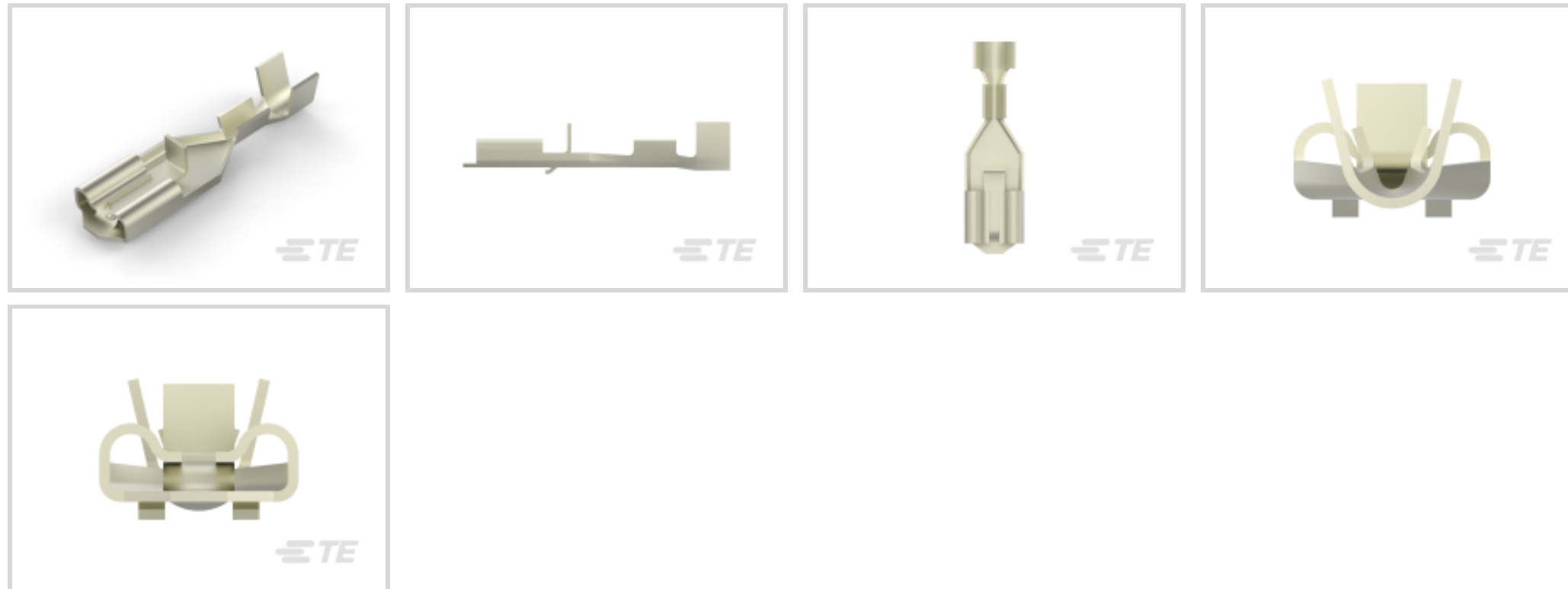
Positive Lock | Positive Lock 187

TE Internal #: 170330-2

Quick Disconnects, Receptacle, 24 – 20 AWG Wire Size, .2 – .51 mm² Wire Size, Mating Tab Width .187 in [4.75 mm], Straight, Positive Lock 187

[View on TE.com >](#)

Terminals & Splices > Quick Disconnects



Quick Disconnect Terminal Type: **Receptacle**

Wire Size: .2 – .51 mm²

Mating Tab Width: 4.75 mm [.187 in]

Mating Tab Thickness: .51 mm [.02 in]

Features

Product Type Features

Terminates To	Wire & Cable
Wire Stop	No
Wire/Cable Type	Regular Wire
Insertion Force	Low
Sealable	No

Configuration Features

Connection Capacity	Single
---------------------	--------

Contact Features

Quick Disconnect Terminal Type	Receptacle
Mating Tab Width	4.75 mm [.187 in]
Mating Tab Thickness	.51 mm [.02 in]
Terminal Orientation	Straight
Contact Base Material	Phosphor Bronze
Terminal Plating Material	Nickel
Crimp Type	F-Crimp



Barrel Type	Open
-------------	------

Mechanical Attachment

Mating Retention Type	Dimple
-----------------------	--------

Wire Insulation Support	With
-------------------------	------

Dimensions

Accepts Wire Insulation Diameter Range	1.5 – 2.7 mm [.059 – .106 in]
--	-------------------------------

Overall Length	21.6 mm [.85 in]
----------------	------------------

Receptacle Terminal Stock Thickness	.3 mm [.012 in]
-------------------------------------	-----------------

Wire Size	.2 – .51 mm ²
-----------	--------------------------

Usage Conditions

Insulation Option	Uninsulated
-------------------	-------------

Operating Temperature Range	-40 – 110 °C [-40 – 230 °F]
-----------------------------	-----------------------------

Industry Standards

UL Rating	Recognized
-----------	------------

Packaging Features

Packaging Quantity	500
--------------------	-----

Packaging Method	Loose Piece/Carton
------------------	--------------------

Product Compliance

[For compliance documentation, visit the product page on TE.com>](#)

EU RoHS Directive 2011/65/EU	Compliant
------------------------------	-----------

EU ELV Directive 2000/53/EC	Compliant
-----------------------------	-----------

China RoHS 2 Directive MIIT Order No 32, 2016	No Restricted Materials Above Threshold
---	---

EU REACH Regulation (EC) No. 1907/2006	Current ECHA Candidate List: JUNE 2022 (224) Candidate List Declared Against: JUNE 2022 (224) Does not contain REACH SVHC
--	---



Halogen Content	Low Halogen - Br, Cl, F, I < 900 ppm per homogenous material. Also BFR/CFR/PVC Free
-----------------	---

Solder Process Capability	Not applicable for solder process capability
---------------------------	--

Product Compliance Disclaimer


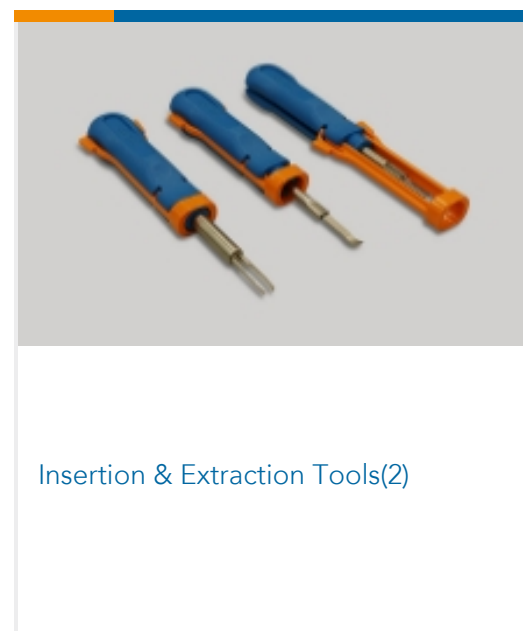
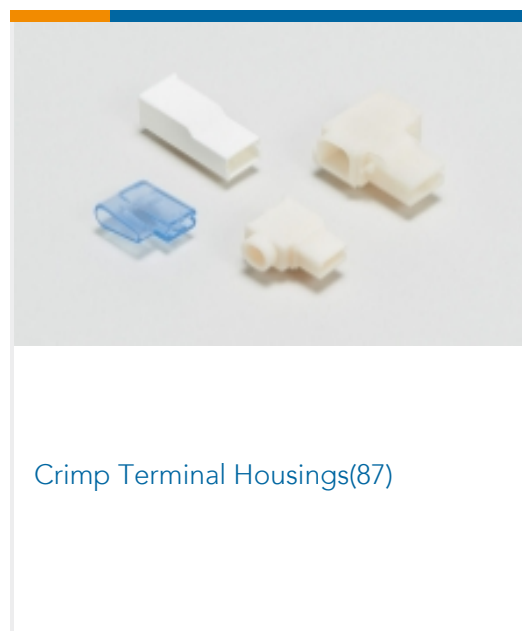
This information is provided based on reasonable inquiry of our suppliers and represents our current actual knowledge based on the information they provided. This information is subject to change. The part numbers that TE has identified as EU RoHS compliant have a maximum concentration of 0.1% by weight in homogenous materials for lead, hexavalent chromium, mercury, PBB, PBDE, DBP, BBP, DEHP, DIBP, and 0.01% for cadmium, or qualify for an exemption to these limits as defined in the Annexes of Directive 2011/65/EU (RoHS2). Finished electrical and electronic equipment products will be CE marked as required by Directive 2011/65/EU. Components may not be CE marked. Additionally, the part numbers that TE has identified as EU ELV compliant have a maximum concentration of 0.1% by weight in homogenous materials for lead, hexavalent chromium, and mercury, and 0.01% for cadmium, or qualify for an exemption to these limits as defined in the Annexes of Directive 2000/53/EC (ELV). Regarding the REACH Regulation, the information TE provides on SVHC in articles for this part number is based on the latest European Chemicals Agency (ECHA) 'Guidance on requirements for substances in articles' posted at this URL: <https://echa.europa.eu/guidance-documents/guidance-on-reach>

Compatible Parts

 <p>TE Part # 724659-1 EXT TOOL FOR POSITIVE .187</p>	 <p>TE Part # 172075-1 POSITIVE LOCK 187 HOUSING RECEPTACLE</p>	 <p>TE Part # 1-172075-1 3 POS PL 187(4.8 MM) HOUSING NATURAL</p>	 <p>TE Part # 173974-6 PL MKII 187 REC HSG 1P NYLON BLUE</p>
 <p>TE Part # 174513-1 PL 187 HOUSING RECEPTACLE</p>	 <p>TE Part # 176498-1 POSITIVE LOCK 187 (4.8 MM) HOUSING</p>	 <p>TE Part # 1-174712-1 187 HSG. PL MKII REC. 6.65mm 2P NAT</p>	 <p>TE Part # 174712-1 PL 187 (4.8 MM) HOUSING RECEPTACLE</p>
 <p>TE Part # 172074-1 187 HSG. PLMKII REC. NAT</p>	 <p>TE Part # 173974-1 187 HSG. PL MKII REC. NAT</p>	 <p>TE Part # 176498-4 POSITIVE LOCK 187 (4.8 MM) HOUSING</p>	 <p>TE Part # 2063760-1 CCII 187 POSITIVE LOCK REC 24-20 ASSY</p>
 <p>TE Part # 179183-6 POSITIVE LOCK 187 (4.8 MM) HOUSING</p>	 <p>TE Part # 175578-1 PL 187 HOUSING RECEPTACLE</p>	 <p>TE Part # 176498-6 PL MKII 187 REC HSG 2P NYLON BLUE</p>	 <p>TE Part # 172074-2 POSITIVE LOCK 187 HOUSING RECEPTACLE</p>



Also in the Series | Positive Lock 187



Documents

Product Drawings

[PL 187 RECEPTACLE 24-20 AWG NPPHBZ](#)

Japanese

CAD Files

[3D PDF](#)

3D

Customer View Model

[ENG_CVM_CVM_170330-2_C.2d_dxf.zip](#)

English

Customer View Model

[ENG_CVM_CVM_170330-2_C.3d_igs.zip](#)

English

Customer View Model

[ENG_CVM_CVM_170330-2_C.3d_stp.zip](#)

English

By downloading the CAD file I accept and agree to the [Terms and Conditions](#) of use.

Product Specifications

[Application Specification](#)

English

Product Environmental Compliance

[TE Material Declaration](#)

English

170330-2

Quick Disconnects, Receptacle, 24 – 20 AWG Wire Size, .2 – .51 mm² Wire Size,
Mating Tab Width .187 in [4.75 mm], Straight, Positive Lock 187

